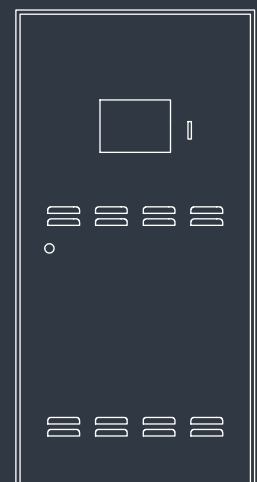
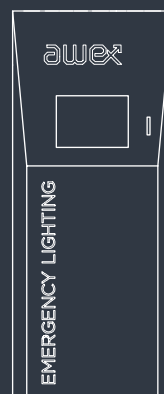
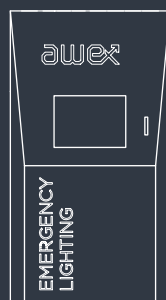


# FZLV CENTRAL BATTERY SYSTEM

SYSTEM OVERVIEW	48
SMART - SWITCHING METHOD AND REVISION TECHNOLOGY	50
CONTROL MODULE	51
SMART TOUCH CONTROLLER	52
COMPARISON OF FZLV SYSTEMS	54
ACCESSORIES	57
EMERGENCY ESCAPE LUMINAIRES	58
ESCAPE ROUTE LUMINAIRES	60















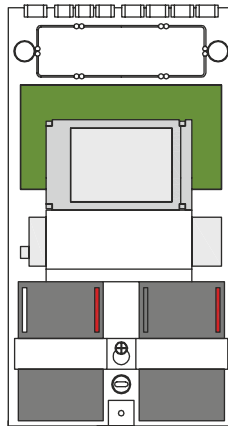
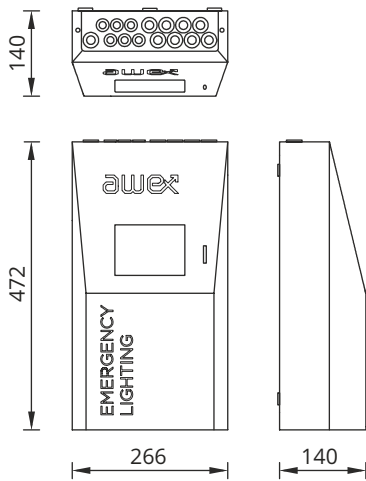
## FZLV CENTRAL BATTERY SYSTEM

### COMPARISON OF FZLV SYSTEMS

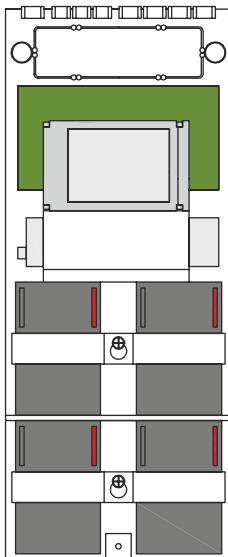
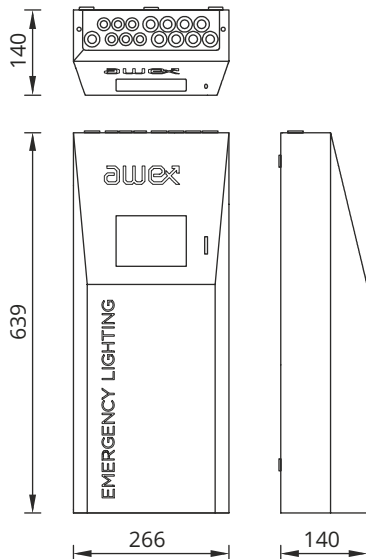
#### Technical specifications - FZLV

Technical specifications	FZLV - 12 Ah	FZLV - 24 Ah
Supply voltage	AC: 1-phase 230V ± 10%, 50/60Hz or DC: 216V ± 20%	AC: 1-phase 230V ± 10%, 50/60Hz or DC: 216V ± 20%
Protection class	I	I
Ingress protection	IP20	IP20
Output voltage	24V DC ±30%	24V DC ±30%
Operating temperature range	-5°C to 30°C	-5°C to 30°C
Battery capacity	12Ah	24Ah
Number of circuits	4	4
Max. circuit load	76W	76W
Cable glands	9 x M20 6 x M16	9 x M20 6 x M16
Part No.		
	1h	WCB 0000011
	2h	WCB 0000012
	3h	WCB 0000013
	8h	WCB 0000014
		WCB 0000021
		WCB 0000022
		WCB 0000023
		WCB 0000024

#### Cabinet dimensions [mm]: FZLV - 12Ah



#### Cabinet dimensions [mm]: FZLV - 24Ah



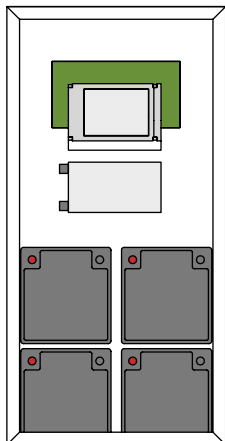
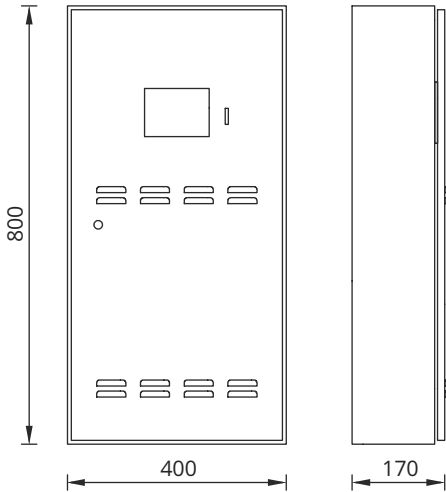


**FZLV CENTRAL BATTERY SYSTEM**

**Technical specifications - FZLV MAX**

Technical specifications	FZLV MAX - 33 Ah	FZLV MAX - 52 Ah
Supply voltage	AC: 1-phase 230V ± 10%,50/60Hz or DC: 216 V ± 20%	AC: 1-phase 230V ± 10%,50/60Hz or DC: 216 V ± 20%
Protection class	I	I
Ingress protection	IP20	IP20
Output voltage	24V DC ±30%	24V DC ±30%
Operating temperature range	-5°C to 30°C	-5°C to 30°C
Battery capacity	33Ah	52Ah
Number of circuits	4	4
Max. circuit load	76W	76W
Cable glands	1 x M25 9 x M20 6 x M16	1 x M25 9 x M20 6 x M16
Part No.	1h 2h 3h 8h	WCB 0000031 WCB 0000032 WCB 0000033 WCB 0000034
		WCB 0000041 WCB 0000042 WCB 0000043 WCB 0000044

**Cabinet dimensions [mm]: FZLV MAX - 33/52Ah**



## FZLV CENTRAL BATTERY SYSTEM

### TECHNICAL SPECIFICATIONS – FZLV

Technical specifications	FZLV – 12 Ah	FZLV – 24 Ah	FZLV MAX – 33 Ah	FZLV MAX – 52 Ah
<p>Protection class: I</p> <p>Ingress protection: IP20 DC</p> <p>Voltage: 24 V ± 30%</p> <p>Operating temperature range: -5°C to 30°C</p>				
<b>Supply voltage</b>	AC: 1-phase 230V ± 10%, 50/60Hz or DC: 216V ± 20%	AC: 1-phase 230V ± 10%, 50/60Hz or DC: 216V ± 20%	AC: 1-phase 230V ± 10%, 50/60Hz or DC: 216V ± 20%	AC: 1-phase 230V ± 10%, 50/60Hz or DC: 216V ± 20%
<b>Battery capacity</b>	12Ah	24Ah	33Ah	52Ah
<b>Max. power output</b>				
	1h	123W	219W	304W
	2h	70W	142W	195W
	3h	49W	102W	140W
	8h	21W	47W	66W
<b>Number of circuits</b>	4	4	4	4
<b>Maximum circuit load</b>	76W	76W	76W	76W
<b>Cable connection – max wire size [mm<sup>2</sup>]</b>				
Power supply	2,5	2,5	2,5	2,5
Circuit	2,5	2,5	2,5	2,5
RS485 bus	2,5	2,5	2,5	2,5
24V power out	2,5	2,5	2,5	2,5
Switch monitoring	2,5	2,5	2,5	2,5
Potential free input	2,5	2,5	2,5	2,5
Signal out	2,5	2,5	2,5	2,5
<b>Cable glands</b>	9 x M20 6 x M16	9 x M20 6 x M16	1 x M25 9 x M20 6 x M16	1 x M25 9 x M20 6 x M16
<b>Weight [kg]</b>	15,5 kg	24,3 kg	39,2 kg	48,3 kg
<b>Dimensions [mm]</b>	472x266x140	639x266x140	800x400x170	800x400x170

\* loss of power in luminaire supply cables is not considered

**FZLV CENTRAL BATTERY SYSTEM**

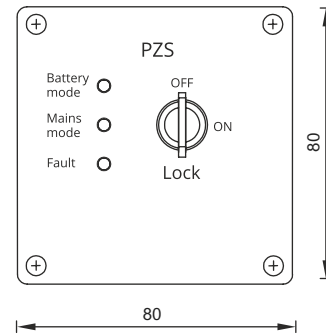
**ACCESSORIES**

**REMOTE STATUS INDICATION PANEL: PZS**

This panel enables remote checking of some basic operating statuses of the system, such as: stand-by, battery operation or fault. Continuous operation can be locked using a built-in key.

This prevents the system from unauthorized tampering.

Technical specifications	PZS
Connection (max wire size)	1,5mm <sup>2</sup>
Max. dimensions (HxWxD)	80x80x55mm
Mounting	Wall-mounted
Part No.	WCB 000006C

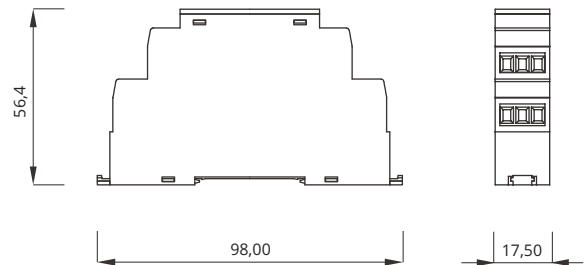


**PHASE LOSS SENSOR: CZF-01**

The quick-acting phase loss sensor is used to monitor the voltage in primary lighting switchboards to ensure that specific circuits or the whole system are energized for emergency operation.

The voltage changeover threshold is as per PN-EN 60598-2-22.

Technical specifications	CZF
Supply voltage	230/400V 50Hz
Switchover threshold	as per PN-EN 60598-2-22
Mounting	DIN-3 (TH35)
Delay time	< 200 ms
Connection (wire size)	2,5 mm <sup>2</sup>
Contact	230V/50Hz 0.5A
Dimensions (HxWxD)	98,0 x 17,5 x 56,4
Part No.	WCB 0000007



## FZLV CENTRAL BATTERY SYSTEM

### EMERGENCY ESCAPE LUMINAIRES

#### AXN FZLV series

<b>Luminaire type</b>	Surface-mounted, ceiling, wall, C, R, O, U, A optics
<b>Light source</b>	PowerLED 1W, 2W, 3W or 6W (SE)
<b>IP Rating</b>	IP42 or IP65

#### AXP FZLV series

<b>Luminaire type</b>	Recessed-mounted, ceiling, wall, C, R, O, U, A optics
<b>Light source</b>	PowerLED 1W, 2W, 3W
<b>IP Rating</b>	IP20 or IP65/20

#### LOVATO II FZLV series

<b>Luminaire type</b>	Surface-mounted, ceiling, C, R, O, U, A optics
<b>Light source</b>	PowerLED 1W, 2W, 3W
<b>IP Rating</b>	IP41

#### LOVATO P FZLV series

<b>Luminaire type</b>	Recessed-mounted, ceiling, C, R, O, U, A optics
<b>Light source</b>	PowerLED 1W, 2W, 3W
<b>IP Rating</b>	IP20

#### EYE LED FZLV series

<b>Luminaire type</b>	Recessed-mounted, ceiling, R and U optics
<b>Light source</b>	PowerLED 1W, 2W, 3W
<b>IP Rating</b>	IP20

#### SPY FZLV series

<b>Luminaire type</b>	Inside the primary luminaire
<b>Light source</b>	PowerLED 1W, 2W, 3W
<b>IP Rating</b>	IP20

#### MICRO SPOT FZLV series

<b>Luminaire type</b>	Inside the primary luminaire
<b>Light source</b>	PowerLED 1W, 2W, 3W
<b>IP Rating</b>	IP20

#### OUTDOOR LED FZLV series

<b>Luminaire type</b>	Surface-mounted, wall
<b>Light source</b>	LED 3x1W
<b>IP Rating</b>	IP66

#### EXIT FZLV series

<b>Luminaire type</b>	Surface/Recessed-mounted, ceiling, wall
<b>Light source</b>	LED 1W, 2W, 3W
<b>IP Rating</b>	IP65

#### HELIOS FZLV series

<b>Luminaire type</b>	Surface-mounted, ceiling, wall
<b>Light source</b>	LED 3W, 3x1W, 6x1W
<b>IP Rating</b>	IP42/IP65

#### TIGER FZLV series

<b>Luminaire type</b>	Surface/Recessed-mounted, ceiling, wall
<b>Light source</b>	LED 3W
<b>IP Rating</b>	IP22


#### SK-8 FZLV series

<b>Luminaire type</b>	Surface-mounted, ceiling, wall
<b>Light source</b>	LED 1W, 2W, 3W
<b>IP Rating</b>	IP44

#### INFINITY II FZLV series

<b>Luminaire type</b>	Surface-mounted, wall
<b>Light source</b>	LED 3W
<b>IP Rating</b>	IP40

#### AXNC, AXNR, AXNO, AXNU, AXNA

	24V DC	LED	IP42	IP65
---	--------	-----	------	------



#### AXPC, AXPR, AXPO, AXPU, AXPA

	24V DC	LED	IP20	IP65/20
---	--------	-----	------	---------



#### LV2C, LV2R, LV2O, LV2U, LV2A

	24V DC	LED	IP41
---	--------	-----	------



#### LVPC, LVPR, LVPO, LVPU, LVPA

	24V DC	LED	IP20
---	--------	-----	------



#### EY, EYR, EYU, EYK, EYKR, EYKU

	24V DC	LED	IP20
---	--------	-----	------



#### SP2

	24V DC	LED	IP20
---	--------	-----	------



#### SP2

	24V DC	LED	IP20
---	--------	-----	------



#### ODB

	24V DC	LED	IP66
---	--------	-----	------




#### ETS, ETE, ETL

	24V DC	LED	IP65
---	--------	-----	------



#### HL, HHP, HW

	24V DC	LED	IP42	IP65
---	--------	-----	------	------



#### TL

	24V DC	LED	IP22
---	--------	-----	------



#### SK-8

	24V DC	LED	IP44
---	--------	-----	------



#### IF2BWD

	24V DC	LED	IP40
---	--------	-----	------



## FZLV CENTRAL BATTERY SYSTEM

### ARROW N FZLV series

<b>Luminaire type</b>	Surface-mounted, ceiling, O or C optics
<b>Light source</b>	LED 1W, 2W, 3x1W
<b>IP Rating</b>	IP40

### ARROW P FZLV series

<b>Luminaire type</b>	Recessed-mounted, ceiling, O or C optics
<b>Light source</b>	LED 1W, 2W, 3x1W
<b>IP Rating</b>	IP40

### ARNO, ARNC, ARNS

	24V DC	LED	IP40
---	--------	-----	------



### ARPO, ARPC, ARPS

	24V DC	LED	IP40
---	--------	-----	------



\*current list of CNBOP fire protection approvals is available at [www.awex.eu](http://www.awex.eu)  
 \*\*current list of products with Kitemark and ENEC is available at [www.awex.eu](http://www.awex.eu)

## FZLV CENTRAL BATTERY SYSTEM

### ESCAPE ROUTE LUMINAIRES

#### SK-8 FZLV series

Luminaire type	Surface-mounted, ceiling
Light source	LED 1W, 2W
IP Rating	IP44

<b>SK-8</b>		24V DC	LED	IP44
-------------	--	--------	-----	------



#### ARROW N FZLV series

Luminaire type	Surface-mounted, wall, ceiling
Light source	LED 1W, 2W
IP Rating	IP40

<b>ARN</b>		24V DC	LED	IP40
------------	--	--------	-----	------



#### ARROW P FZLV series

Luminaire type	Recessed-mounted, ceiling
Light source	LED 1W, 2W
IP Rating	IP40

<b>ARP</b>		24V DC	LED	IP40
------------	--	--------	-----	------



#### TWINS FZLV series

Luminaire type	Surface-mounted, wall, ceiling
Light source	LED 1W
IP Rating	IP41

<b>TW</b>		24V DC	LED	IP41
-----------	--	--------	-----	------



#### PLEXI LED FZLV series

Luminaire type	Recessed-mounted, ceiling
Light source	LED 1W
IP Rating	IP20

<b>PL</b>		24V DC	LED	IP20
-----------	--	--------	-----	------



#### ESCAPE FZLV series

Luminaire type	Surface-mounted, ceiling
Light source	LED 1W
IP Rating	IP20

<b>E</b>		24V DC	LED	IP20
----------	--	--------	-----	------



#### TIGER FZLV series

Luminaire type	Surface/Recessed-mounted, ceiling
Light source	LED 1W
IP Rating	IP22

<b>TL</b>		24V DC	LED	IP22
-----------	--	--------	-----	------



#### TIGER P FZLV series

Luminaire type	Surface/Recessed-mounted, ceiling
Light source	LED 1W
IP Rating	IP22

<b>TPL</b>		24V DC	LED	IP22
------------	--	--------	-----	------



#### TIGER DS FZLV series

Luminaire type	Surface/Recessed-mounted, ceiling
Light source	LED 1W
IP Rating	IP22

<b>TSL</b>		24V DC	LED	IP22
------------	--	--------	-----	------



#### HELIOS FZLV series

Luminaire type	Surface-mounted, ceiling
Light source	LED 1W
IP Rating	IP42/IP65

<b>HL</b>		24V DC	LED	IP42	IP65
-----------	--	--------	-----	------	------



#### HELIOS P FZLV series

Luminaire type	Surface-mounted, ceiling
Light source	LED 1W
IP Rating	IP42/IP65

<b>HPL</b>		24V DC	LED	IP42	IP65
------------	--	--------	-----	------	------



#### HELIOS DS FZLV series

Luminaire type	Surface-mounted, ceiling
Light source	LED 1W
IP Rating	IP42/IP65

<b>HDL</b>		24V DC	LED	IP42	IP65
------------	--	--------	-----	------	------



#### EXIT FZLV series

Luminaire type	Surface/Recessed-mounted*, wall, ceiling**
Light source	LED 1W, 2W
IP Rating	IP65

<b>ETE</b>		24V DC	LED	IP65
------------	--	--------	-----	------



\*requires an accessory for recessed mounting  
 \*\*requires an accessory - plexi glass

# FZLV CENTRAL BATTERY SYSTEM

**SCREEN FZLV series**

<b>Luminaire type</b>	Surface-mounted, wall
<b>Light source</b>	LED 3x1W, 3.2W, 2x3.2W
<b>IP Rating</b>	IP40

**SCREEN DS FZLV series**

<b>Luminaire type</b>	Surface-mounted, ceiling
<b>Light source</b>	LED 3x1W,3.2W, 2x3.2W
<b>IP Rating</b>	IP40

**INFINITY II A FZLV series**

<b>Luminaire type</b>	Surface/Recessed-mounted*, ceiling
<b>Light source</b>	LED 1W, 2W
<b>IP Rating</b>	IP40

\*requires an accessory for recessed mounting

**INFINITY II A FZLV series**

<b>Luminaire type</b>	Surface/Recessed-mounted*, wall
<b>Light source</b>	LED 1W, 2W
<b>IP Rating</b>	IP40

\*requires an accessory for recessed mounting

**INFINITY II A FZLV series**

<b>Luminaire type</b>	Surface/Recessed-mounted*, ceiling
<b>Light source</b>	LED 1W, 2W
<b>IP Rating</b>	IP40

\*requires an accessory for recessed mounting

**INFINITY II B FZLV series**

<b>Luminaire type</b>	Surface/Recessed-mounted*, wall
<b>Light source</b>	LED 1W, 2W
<b>IP Rating</b>	IP40

\*requires an accessory for recessed mounting

**SC30, SC40, SC60**

	24V DC	LED	IP40
---	--------	-----	------



**SCS30, SCS40, SCS60**

	24V DC	LED	IP40
---	--------	-----	------



**IF2ACS**

	24V DC	LED	IP40
---	--------	-----	------



**IF2AWS**

	24V DC	LED	IP40
---	--------	-----	------



**IF2ALS**

	24V DC	LED	IP40
---	--------	-----	------



**IF2BWS**

	24V DC	LED	IP40
---	--------	-----	------



\*current list of CNBOP fire protection approvals is available at [www.awex.eu](http://www.awex.eu)  
 \*\*current list of products with Kitemark and ENEC is available at [www.awex.eu](http://www.awex.eu)